








<p>ל ? ל ? ל ? ל ? ל ? ל ?</p> <p>ל ל ל ל ל ל ל ל</p>	
---	---

צבועו את הציוורים המתחילים באות ל:

כתבו את האות ל:

Two rows of handwriting practice lines. Each row consists of a solid top line, a dashed middle line, and a solid bottom line. The letter 'L' is shown in a dotted format for tracing across the lines.