

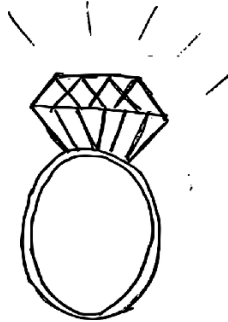






<p>ט ט ט ט ט ט ט ט ט ט ט ט</p>	
------------------------------------	---

צבועו את הציוורים המתחילים באות ט:

כתבו את האות ט:

Tracing practice for the Hebrew letter 'ט' (Tet) on a grid. The first row contains 10 dotted 'ט' characters for tracing, followed by a solid 'ט' character at the end. The second row contains 10 dotted 'ט' characters for tracing, followed by a solid 'ט' character at the end.